



Tourism Statistics Summary – June 2013

OVERVIEW

International visitor arrivals for both tourists and excursionists for June 2013 increased 20.2% compared to the same period last year, with arrivals totalling 11,117 visitors. This increase was due to the increase in tourist arrivals by 16.0% and excursionist arrivals by 24.8% when compared with June 2012.

Business travellers accounted for 1.7% of arrivals and the remaining 98.3% were those who came on vacation.

The 2nd quarter of 2013 recorded an increase of 13.8% to 36,640 over the 32,185 in 2012. A total of 83,203 visits to the island have been reported for half the year.

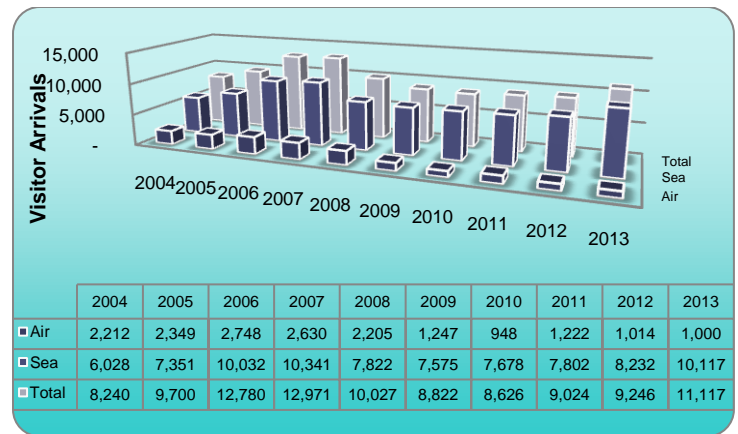


Figure 1: Visitor Arrivals, June 2004-2013

PASSENGER MOVEMENT

Passenger arrivals (including both residents and visitors) were up 10.3% from the June's 2012 figure, with 18,088 passengers for June 2013.

Arrivals at the seaports saw inward passengers of 16,615 (91.9%), of which, 15,182 (91.4%) passengers entered at the Blowing Point terminal and 1,433 (8.6%) arrived at the Sandy Ground port. 1,473 (8.1%) passengers came into Anguilla via the Clayton J. Lloyd International Airport.

Passenger departures for the period increased 11.8% relative to the same period in 2012, to 18,021.

Passengers departing Anguilla via the seaports represented 91.3% of departures; of which 15,010 (91.2%) passengers left through the Blowing Point terminal and 1,451 (8.8%) passengers made their exit via the Sandy Ground port. The Clayton J. Lloyd International Airport facilitated 8.7% (1,560) of the departures from Anguilla.

TOURIST (Stay-Over Visitors)

June's tourists or stay over visitor arrivals to Anguilla was up 16.0% from the same period 2012 with 5,559 arrivals.

82.5% of Anguilla's tourist arrivals entered by sea while 17.5% entered by air.

A total of 17,906 tourist visits the shores of Anguilla during the 2nd quarter 2013; an increase of 8.2%

over June 2012.

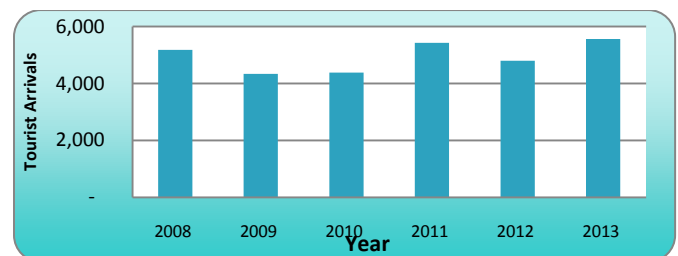


Figure 2: Tourist Arrivals, June 2009-2013

TOURIST (Stay- Over Visitors) *continued*

The average intended length of stay of tourists in Anguilla for June 2013 was 7.1; showing no change from the same period last year. The largest slice of tourists, representing half (50.0%) spent 4-7 days in Anguilla. 22.0% of tourists wished to spend 1-3 days, followed by 21.2% indicating 8-15 days, 1.7% for 16-22 and 5.2% stayed for 23 or more days.

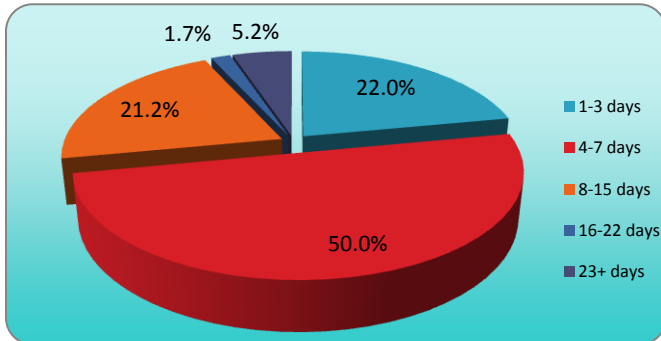


Figure 3: Tourist Arrivals by Length of Stay, June 2013

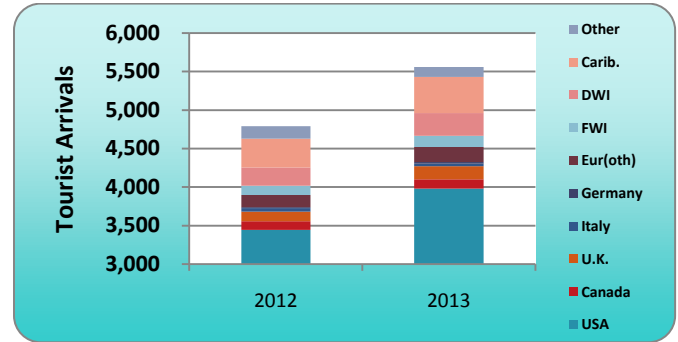


Figure 4: Tourist Arrivals by Country of Residence June 2012 and 2013

EXCURSIONIST (Day Trippers)

Excursionist arrivals for the month of June 2013 recorded a 24.8% increase to 5,558 day trippers. 99.5% of excursionists entered Anguilla at the seaports, of which 74.2% entered at the Blowing Point terminal and 25.8% at Sandy Ground. The Clayton J. Lloyd Airport facilitated 0.5% of the arrivals.

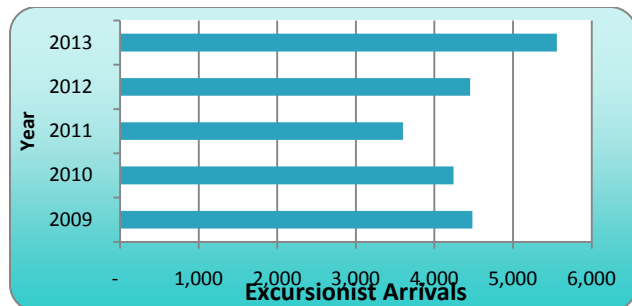


Figure 5: Excursionist Arrivals, June 2009–2013

Day trippers to Anguilla showed growth in seven of the source markets in the period. The largest increase

of 66.7%; was by Germany residents, followed by 37.9% from Anguilla’s main source market; the USA which held a share of 64.4% of the excursionist market.

The largest decline came from the French West Indies market with 10.5% followed by the Other European countries and ‘Other’ countries by 5.4% and 2.8%.

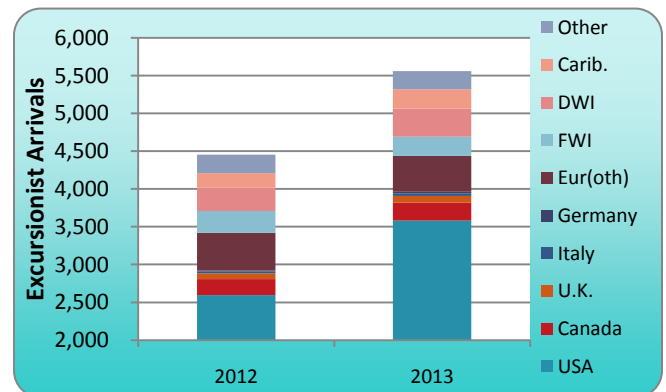


Figure 6: Excursionist Arrivals by Country of Residence, June 2012 and 2013

This report, along with other Tourism Data, is available at the Government of Anguilla Statistics Department’s website: <http://gov.ai/statistics/tourism.htm>

ANGUILLA STATISTICS DEPARTMENT
 OLD COURT HOUSE BUILDING
 P.O.BOX 60 | THE VALLEY | ANGUILLA
 BRITISH WEST INDIES
 Telephone: +(264) 497-5731 | Fax: +(264) 497-3986
 Email: statistics@gov.ai